



# AKSA

Aksa Akrilik Kimya Sanayii A.Ş.



# ► CONTENT.

- Aksa in Brief
- Business Information
- Financial Highlights
- Financial Information

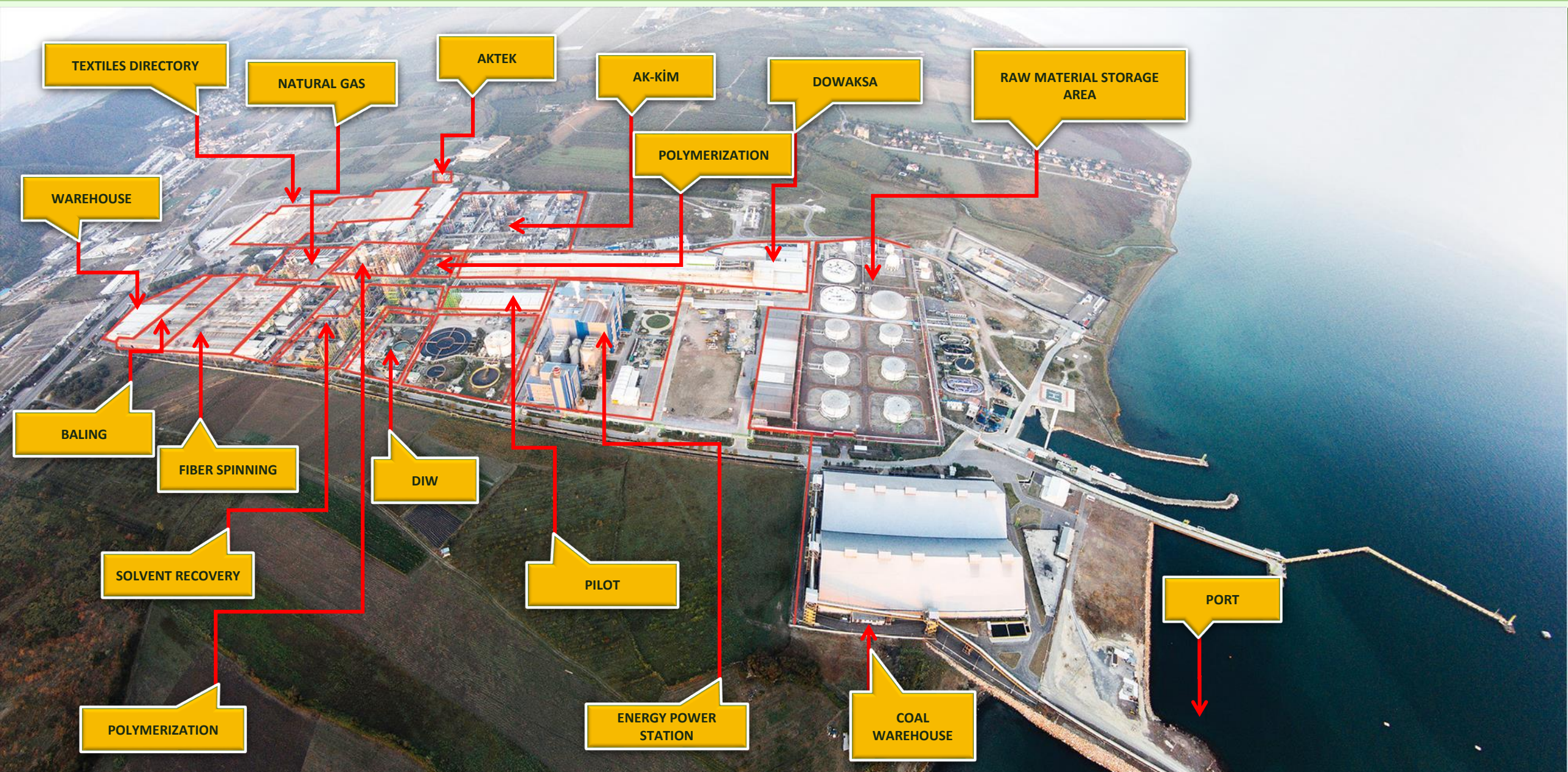




# AKSA IN BRIEF



# ► PRODUCTION FACILITY.





## ► AKSA IN BRIEF

<b>Company Name</b>	Aksa Akrilik Kimya Sanayii A.Ş.
<b>Establishment</b>	1968
<b>Paid Capital</b>	323.750.000 TL
<b>Stock</b>	Borsa İstanbul (BİST) (1986>)
<b>Stock Code</b>	AKSA
<b>Adress</b>	Merkez Mah.Raif Ali Dinçök Cad. No:2 Taşköprü Çiftlikköy-Yalova/Türkiye
<b>Web</b>	<a href="http://www.aksa.com">www.aksa.com</a>
<b>E-mail</b>	<a href="mailto:ir@aksa.com">ir@aksa.com</a>
<b>Tel. / Fax</b>	0 226 353 25 45 / 0 226 353 33 07

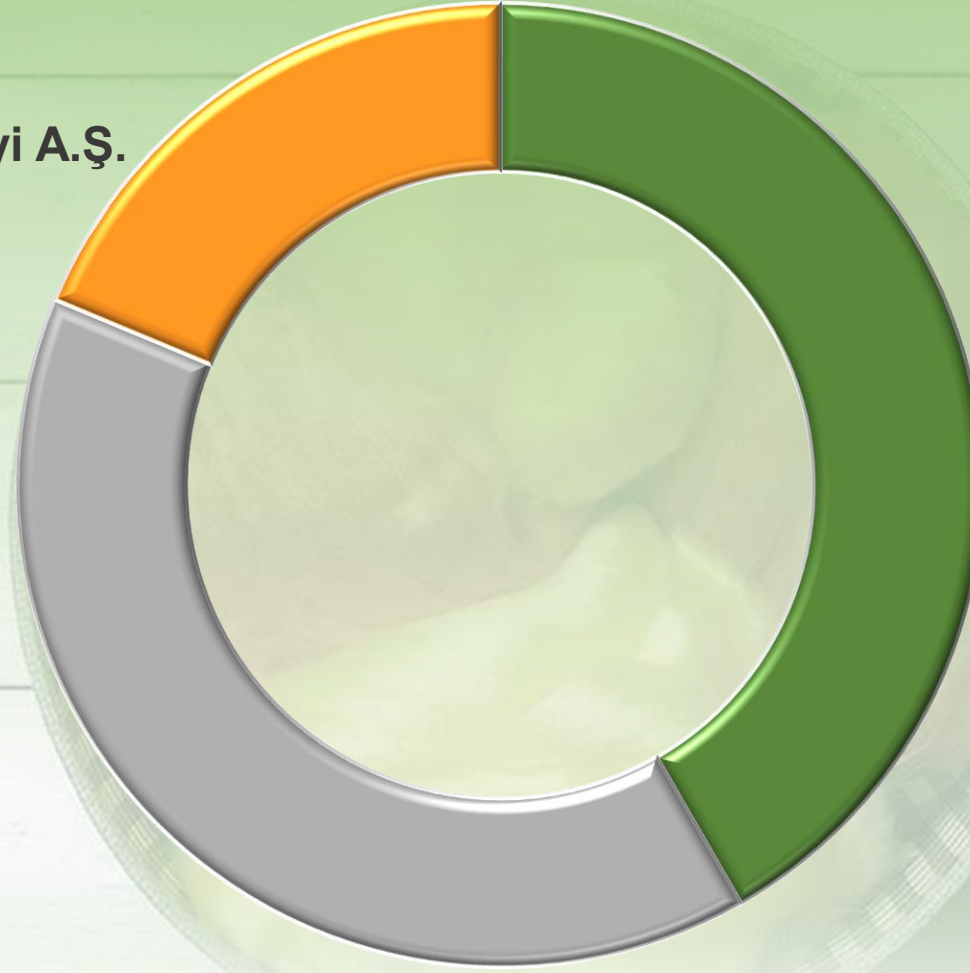
# ► SHAREHOLDERS

Aksa is a public company traded on BİST since 1986.

**Emniyet Ticaret ve Sanayi A.Ş.**  
%19,74

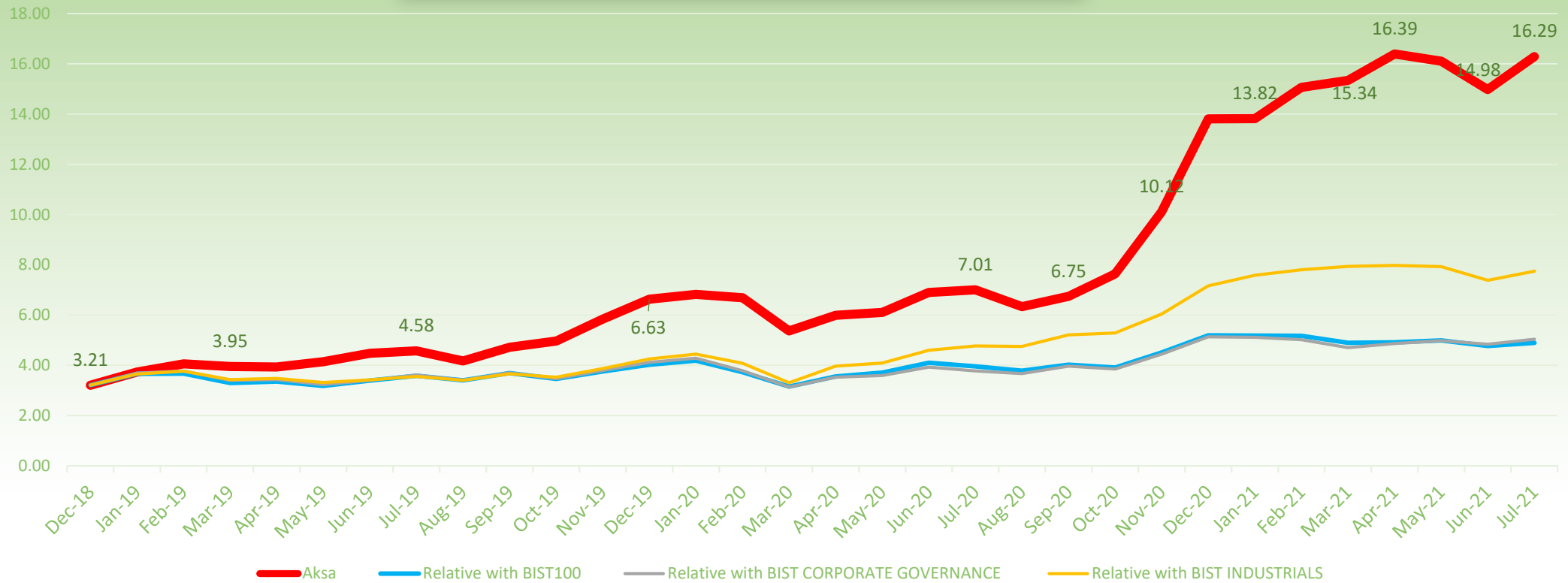
**Akkök Holding**  
%39,59

**Other**  
%40,67



# STOCK INFORMATION

## Aksa Stock Performance



# ► AKKÖK HOLDING



## Chemicals

- Aksa
- DowAksa
- Ak-Kim
- Akcoat



## Energy

- Akenerji
- Sedaş
- Sepaş



## Real Estate

- Akiş
  - Akbatı
  - Akasya
- Akmerkez



## Textile

- Aksa Egypt



## Services

- Akmerkez Lokantacılık
- Ak-Pa
- Aktek
- Dinkal



# ► AKKÖK HOLDING

**5.000+**

Employee

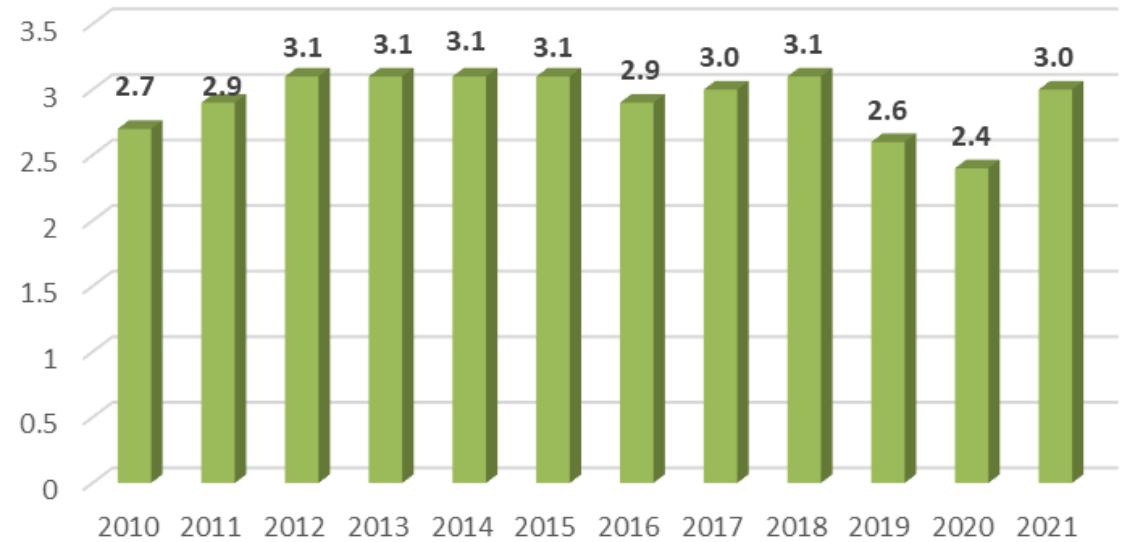
**23**

Company

**4**

Listed  
Company

Net Sales (Billion USD)



# ► PARTICIPATIONS – SUBSIDIARIES – JOINT VENTURES

## Joint Ventures

**DowAksa Holdings**

%50 share

400 mio. USD capital

Carbon Fiber production

## Subsidiaries

**Aksa Egypt**

%100 share

Textile

# ► ACRYLIC FIBER

Aksa is at the  
2st position as  
of 2020 BIST  
corporate  
governance  
index

(2020 2st)

(2019 2st)

(2018, 2017, 2016 1st)

9.75



MAIN SECTIONS: Avg. 97.49

Shareholders: 98.18



Public Disclosure & Transparency: 98.43



Stakeholders: 98.82



Board of Directors: 95.58





# ► ACRYLIC FIBER .

Aksa is one of the **biggest 42** industry companies from the beginning of the index.  
(2020: 50 th)



Textile & Textile  
Raw Materials  
Exporters

**1st  
Position**



# ► MILESTONES



1960  
1970s

- Company Foundation
- The plant in Yalova began to operate with a capacity of 5,000 tons /year
- First export
- Increasing the capacity to 35,000 tons/year



1980  
1990s

- Distributed Control System (DCS) was established for the first time in Turkey
- Acrylic fiber production capacity reached 116,000 tons/year
- Jel dying tech was developed and dyed tow production initiated
- Realized the first CCE steam generation in Turkey



2000  
2010s

- Carbon Fiber production
- Capacity increased to 352.000 tons/year
- Carbon Fiber Company is founded via a partial spin-off
- Included in the Turquality Program, state-sponsored brand development initiative
- Achieved to have the highest note in Corporate Governance Index in 2016,2017,2018
- Obtained the First Credit Rating Note
- Founded the R&D Center



# BUSINESS INFORMATION





# ► STRATEGIC BUSINESS UNITS



## Acrylic Fibers

Largest acrylic fiber producer  
in the world

●  
%24 Global, %78 domestic  
market share

●  
Around 900 mio.USD revenue

●  
Export over 50 countries



## Technical Fibers

High value-added products /  
Develop fibers for technical  
end-use areas

●  
Global market leader



## Energy

145 Mw electricity licence

●  
Around 40 mio USD  
revenue

# ► WHAT IS ACRYLIC FIBER?



**Wool**  
(Natural Fiber)



**Acrylic Fiber**  
(Synthetic Fiber)

- Wool-like in appearance and touch (natural and warm)
- Washable and keeps its shape
- Resistance to moth, oil and chemicals
- Resistance to sunlight
- Dyeable with bright, resistant colours

# ► ACRYLIC FIBER APPLICATION AREAS





# ► MARKET SHARE

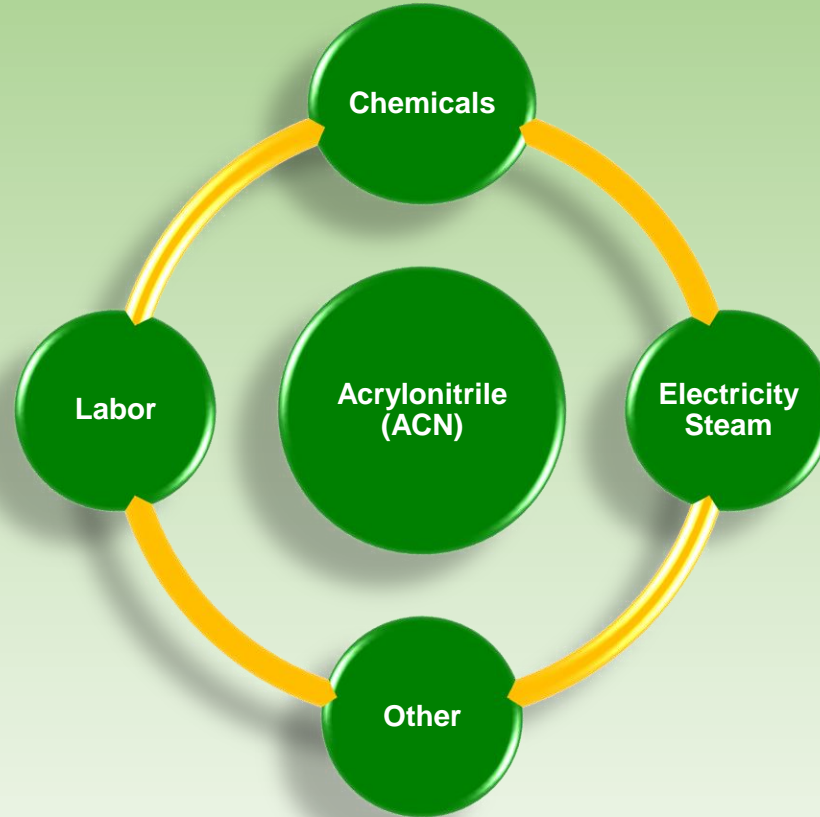

Global Market Share  
24%

Technical Fibers  
(Outdoor Acrylic Fiber)  
Global Market Leader

Market Share in Turkey 78%



# ► ACRYLIC FIBER COST COMPONENTS






# ► WHAT IS TECHNICAL FIBER?



- Industrial and outdoor applications
- High Endurance
- High resistance to rotten and mold





# ► WHAT IS CARBON FIBER?



a carbon fiber and a human hair



“3k” = 3.000 filaments

- Carbon fibers are extremely fine fibers (typ. 5-7  $\mu$  in dia.) consisting mostly of carbon atoms
- Carbon fiber is >95% carbon
- Carbon fibers are produced in tows (yarns) ranging from 1.000 filaments 1k, 3k, 6k, 12k, 24k, 50k, etc.
- Carbon fiber has an indisputable potential for replacing current materials (aluminium, steel, etc.)
- Properties of Carbon Fiber: high stiffness, high tensile strength, low weight, high chemical resistance, high temperature tolerance and low thermal expansion

# ► CARBON FIBER – APPLICATION AREAS



Wind Turbine Blades



Pressurized Vessels



Civil Infrastructure



Marine



Aerospace



Automotive



Oil and Gas



Power Transmission



Sporting Goods



Defense



# 2021 HIGHLIGHTS



# ► 2021 HIGHLIGHTS

## Dividend Payment

In 6 April dated General Assembly Meeting, dividend amount for shareholders is settled as 282 Mio TRY.

## Share Purchase

Emniyet Ticaret ve Sanayi A.Ş. which is one of the shareholders of the company, increased their partnership share to 19,74 % as of June 2021

## Registraton of Amendment to Articles of Association

In General Assembly Meeting dated 6 April, the adress of headquarter of the company is updated as at Merkez Mah .Ali Raif Dinçkök Cad. No: 2.  
Our authorized capital is increased from 425.000.000 TL to 650.000.000 TL and to update authorized capital validity period from 2016-2020 to 2021-2025.

## Credit Agreement of the Joint Ventures

Dowaksa İleri Kompozit Malzemeler San. Ltd. Şti., our Joint Venture, has recently signed USD 100.000.000 Sustainability Linked Project Finance Loan facility to finance capacity increase investment expenditures without any commitment or pledge of the shareholders.



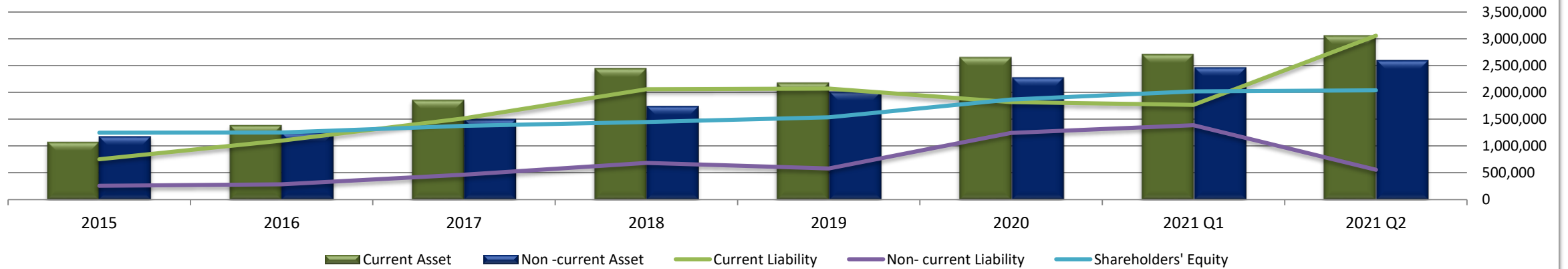


# FINANCIAL INFORMATION

# ► BALANCE SHEET

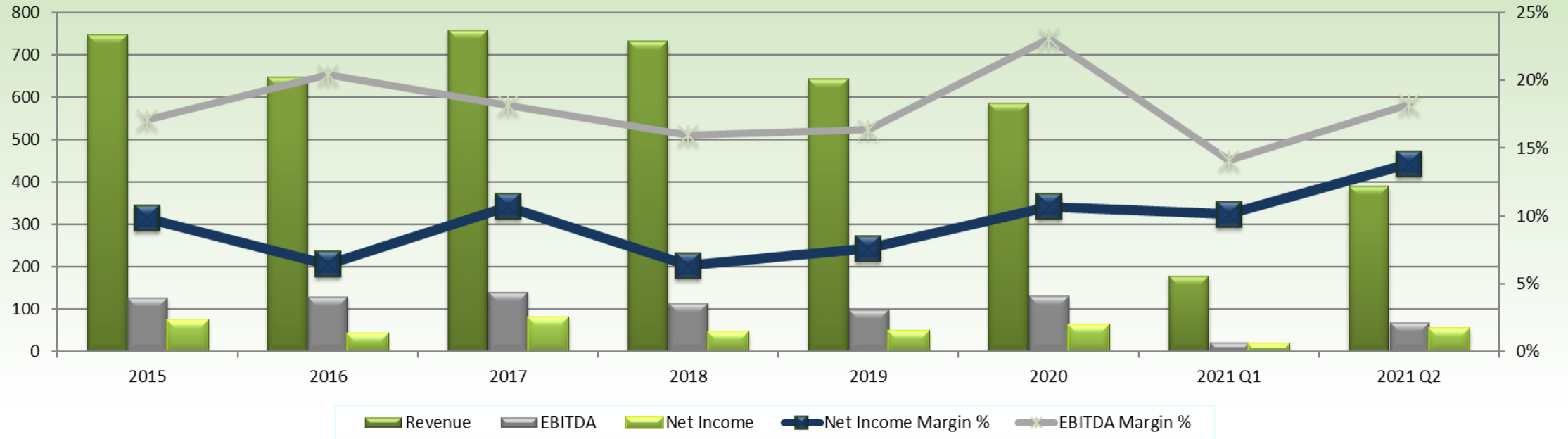
BALANCE SHEET (K TL)								
	2015	2016	2017	2018	2019	2020	2021 Q1	2021 Q2
Current Asset	1,075,543	1,387,576	1,858,921	2,448,122	2,179,759	2,653,990	2,711,197	3,061,467
Non -current Asset	1,178,532	1,245,394	1,495,380	1,740,505	2,008,162	2,272,022	2,458,548	2,591,860
<b>Total</b>	<b>2,254,075</b>	<b>2,632,970</b>	<b>3,354,301</b>	<b>4,188,627</b>	<b>4,187,921</b>	<b>4,926,012</b>	<b>5,169,745</b>	<b>5,653,327</b>
Current Liability	751,107	1,097,750	1,514,236	2,057,250	2,071,596	1,818,201	1,765,281	3,057,480
Non- current Liability	254,372	285,515	463,946	683,895	581,105	1,241,651	1,387,852	556,187
Shareholders' Equity	1,248,596	1,249,705	1,376,119	1,447,482	1,535,220	1,866,160	2,016,612	2,039,660
<b>Total</b>	<b>2,254,075</b>	<b>2,632,970</b>	<b>3,354,301</b>	<b>4,188,627</b>	<b>4,187,921</b>	<b>4,926,012</b>	<b>5,169,745</b>	<b>5,653,327</b>

## BALANCE SHEET

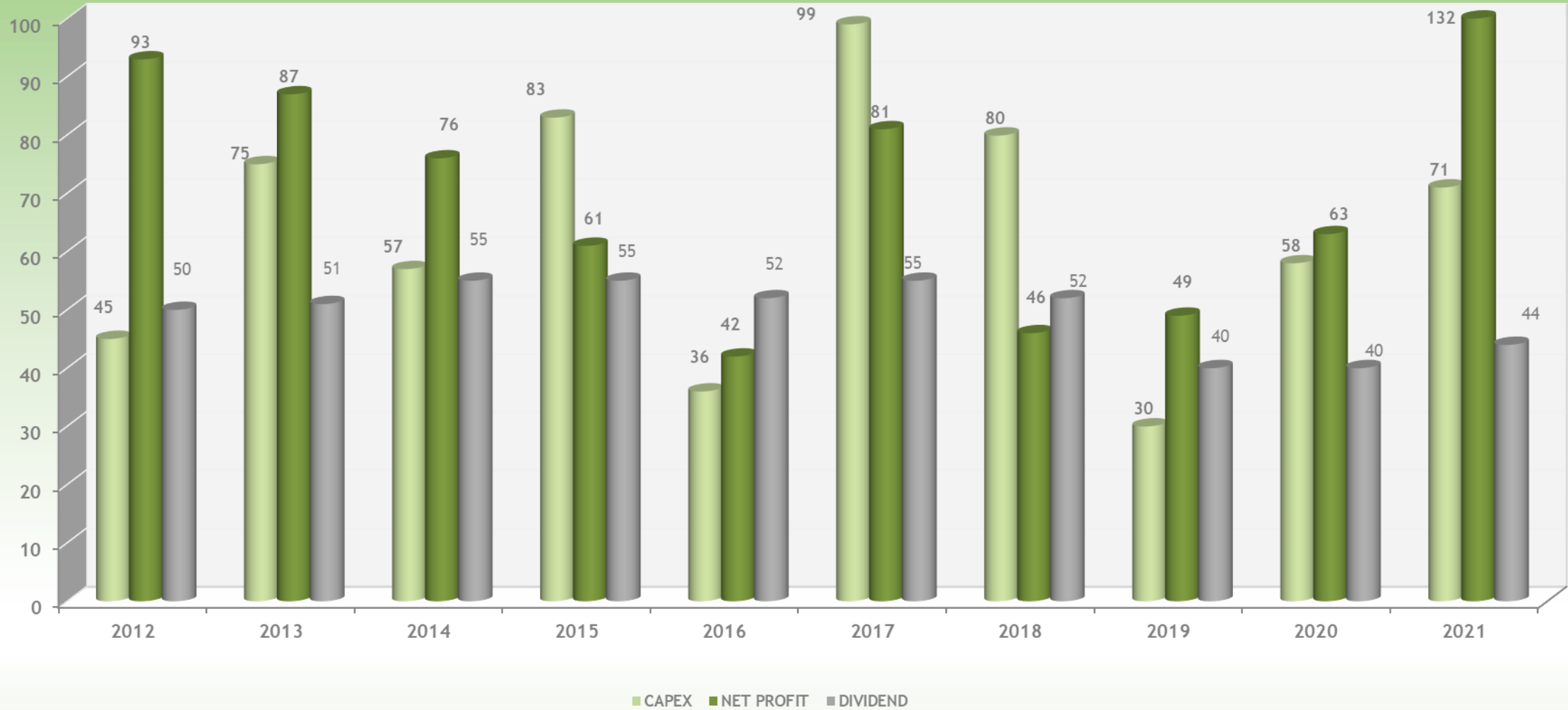


# ► INCOME STATEMENT

Million USD	2015	2016	2017	2018	2019	2020	2021 Q1	2021 Q2
Revenue	747	648	758	732	643	587	179	390
EBITDA	129	129	140	114	101	131	25	72
Net Income	73	42	81	46	49	63	18	54
EBITDA Margin %	17%	20%	18%	15.6%	15.7%	22.4%	13.9%	18.4%



# ► INVESTMENT – PROFIT – DIVIDEND (MILLION USD)





# ► APPENDIX / DISCLAIMER

• Aksa Akrilik Kimya Sanayii A.Ş. ("Aksa") has prepared this book (the "Book") for the sole purpose of providing information relating to Aksa (the "Information"). The contents of this Book is based on public information and on data provided by Aksa management. No reliance may be placed for any purposes whatsoever on the Information contained in this Book or on its completeness, accuracy or fairness. The Information in this Book is subject to verification, completion and change. No rebok or warranty is made by Aksa or the Shareholders or any of their respective advisers or any of their representatives as to the accuracy or completeness of the Information and no liability is accepted by any such person for any such Information or opinion or for any loss howsoever arising from any use of this Book or the Information. This Book and/or the Information is confidential and cannot be copied, disclosed or distributed to any person and is being provided to you solely for your information. This Book and/or the Information cannot be distributed or disseminated into Turkey. This Book and/or the Information do not constitute or form part of any offer or invitation to sell or issue, or any solicitation of any offer to purchase or subscribe for, any securities of Aksa, nor shall it or any part of it nor the fact of its distribution form the basis of, or be relied on in connection with, any

contract or investment decision. Investors and prospective investors in securities of any issuer mentioned herein are required to make their own independent investigations and appraisal of the business and financial condition of such company and the nature of the securities. Any decision to purchase securities in the context of a proposed offering of securities, if any, should be made solely on the basis of information contained in an offering circular published in relation to such an offering.

• All statements other than statements of historical facts included in this Book, including, without limitation, those regarding our financial position, business strategy, plans and objectives of management for future operations (including development plans and objectives relating to our products), are Forward looking statements. Such forward-looking statements involve known and unknown risks, uncertainties and other factors which may cause our actual results, performance or achievements to be materially different from any future results, performance or achievements expressed or implied by such forward-looking statements. Such forward-looking statements are based on numerous assumptions regarding our present and future business strategies and the environment in which we will operate in the future. Further, certain forward-looking statements are based upon assumptions of future

events which may not prove to be accurate. The forward-looking statements in this Book speak only as at the date of this Book.

• Aksa and its Subsidiaries and Joint Ventures (Aksa) registered in Turkey maintain their books of account and prepare their statutory financial statements in accordance with the principles and obligations published by the CMB, Turkish Commercial Code, tax legislation, the Uniform Chart of Accounts issued by the Ministry of Finance. The foreign Subsidiaries maintain their books of account in accordance with the laws and regulations in force in the countries in which they are registered.

• US Dollar amounts shown in the presentation have been included solely for the convenience of the reader and are translated from TL as a matter of arithmetic computation only, at the Central Bank of the Republic of Turkey official TL exchange rates